



# Teach Your Child Lessons

## Beginning Reads

### Set 1

The nine books in this set all relate to breakfast food. After reading each group of three books, words are added to the 100 Wonderful Words sheet and students complete a writing activity using words from the books. Students also learn the sounds for all the common beginning letters and associate these sounds with a picture. When students have read all 9 books in the set, they read the Reader's Theater piece which gives them additional practice reading words from all nine books.

To prepare for reading lessons, download and print all the Set 1 materials:

- Nine books downloadable at <http://www.textproject.org/BeginningReads>
  - › “Buns and Jam” (1-1)
  - › “A Lot of Food” (1-2)
  - › “Breakfast” (1-3)
  - › “Milk and Buns” (1-4)
  - › “Eggs and Milk” (1-5)
  - › “On My Face” (1-6) ›
  - › “Eat It Up” (1-7)
  - › “Mix It Up” (1-8)
  - › “Cut It Up” (1-9)
- Reader's Theatre Let's Make “Breakfast” (1-12)
- Letter-Sound Picture Sheets (1-2; 1-5; 1-6; 1-7; 1-9; 1-10)
- 100 Wonderful Word Sheets (1-3; 1-7; 1-11)
- Writing Sheets (1-3; 1-7; 1-11)

## **“BUNS AND JAM” (1-1), AND “A LOT OF FOOD” (1-2)**

Read the title, “Buns and Jam”, to your student and have him identify the “Buns and Jam” in the picture. Tell him that jam is another name for jelly and buns are a type of bread. Read each page to your student, pointing to each word as you read it. Have him point to the words and read each page to you. On the last page, have him notice that the jam is now spread on the buns and that yum is another word for yummy or delicious.

Have your student look at the pictures in “A Lot of Food” and point to and name the pictures, milk, jam, and buns. Read the title, “A Lot of Food”, to your student and have him read the title to you. Read each page to your student, pointing to each word as you read it. Have him point to the words and read each page to you.

## “BREAKFAST” (1-3)

Read the title, “Breakfast”, to your student and have him read the title to you. Have him name the breakfast foods in the picture—*buns*, *jam*, *eggs*, *ham*. Read each page to your student, pointing to each word as you read it. Have him point to the words and read each page to you.

### Learning Beginning Sounds

Give your student Letter-Sound Pictures sheet 1-3. Have him name the pictures and read the words, *buns*, *jam*, and *milk*. Have him point to the first letter of each word and say the sound for that letter. Tell him that the other words on this page all begin with a *b* like *buns*, a *j* like *jam*, or an *m* like *milk*. Have him name each picture and decide if it begins with the same sound as *buns*, *jam*, or *milk*. Have him write a *b*, *j* or *m* in the blank to complete each word. When all the words are written, have him read the words that begin with *b*, *j*, and *m*. Notice that they all begin with the same letter and same sound.

### 100 Wonderful Words

Give your student the first 100 Wonderful Word sheet (1-3) and the three books he has already read. Tell him that we call this a 100 Wonderful Word sheet because he will soon have 100 words he can read and spell. Have him count the words to see how many words he now has. Tell him that after every three books, he will get a new 100 Wonderful Words sheet with new words from the books added. Have him find and draw a circle around the words *and*, *of*, *on* in “Buns and Jam”, “Breakfast”, and “A Lot of Food”. Then have him reread these three books.

### Writing

Give your student Writing Sheet 1-3. Have him read the words, *and*, *of*, *on*. Then have him write one of these words in each blank to tell about the picture.

## LETTER SOUND PICTURES 1-3

Write the first letter for these picture words. Use *buns*, *jam*, and *milk* to help you decide.



buns



jam



milk



\_ouse



\_eep



\_oy



\_onkey



\_all



\_us



\_acket



\_an



\_eans



\_anana



\_oon



\_oat

100 Wonderful Words (1-3)

<b>A</b>	<b>and</b>						
<b>B</b>							
<b>C</b>							
<b>D E</b>							
<b>F</b>							
<b>G</b>							
<b>H</b>							
<b>I J</b>	<b>it</b>						
<b>K L</b>							
<b>M N</b>							
<b>O</b>	<b>of</b>	<b>on</b>					
<b>P Q R</b>							
<b>S</b>							
<b>T</b>							
<b>U V</b>							
<b>W</b>							
<b>X Y Z</b>							

**Writing 1-3**

Write a word in the blank to tell about the picture.

and of on



jam \_\_\_\_\_ buns



jam \_\_\_\_\_ buns



a lot \_\_\_\_\_ milk



a lot \_\_\_\_\_ buns

## “MILK AND BUNS” (1-5)

Read the title, “Milk and Buns”, to your student and have him read the title to you. Talk about the picture on each page. Then, read each page to your student, pointing to each word as you read it. Have him point to the words and read each page to you.

### Learning Beginning Sounds

Give your student Letter-Sound Pictures Sheet 1-5. Have him name the pictures and read the words, *cat*, *dog*, *fish*, and *milk*. Have him point to the first letter of each word and say the sound for that letter. Tell him that the other words on this page all begin with a *c* like *cat*, a *d* like *dog*, an *f* like *fish*, or an *m* like *milk*. Have him name each picture and decide if it begins with the same sound as *cat*, *dog*, *fish*, or *milk*. Have him write a *c*, *d*, *f* or *m* in the blank to complete each word. When all the words are written, have him read the words that begin with *c*, *d*, *f*, and *m*. Notice that they all begin with the same letter and same sound.

## LETTER SOUND PICTURES 1-5

Write the first letter for these picture words. Use *cat*, *dog*, *fish*, and *milk* to help you decide.



cat



dog




fish



milk



\_ake



\_uck



\_orn



\_onkey




\_an



\_ar



\_onut



\_ow



\_ive



\_oll



\_oon

## “EGGS AND MILK” (1-6)

Have your student point to the “Eggs and Milk” in the picture and ask him what color they are. Read the title, “Eggs and Milk”, to your student and have him read the title to you. Talk about the picture on each page. Then, read each page to your student, pointing to each word as you read it. Have him point to the words and read each page to you.

### Learning Beginning Sounds

Give your student Letter-Sound Pictures Sheet 1-6. Have him name the pictures and read the words, *run*, *kick*, *hill*, and *fish*. Have him point to the first letter of each word and say the sound for that letter. Tell him that the other words on this page all begin with an *r* like *run*, a *k* like *kick*, an *h* like *hill*, or an *f* like *fish*. Have him name each picture and decide if it begins with the same sound as *run*, *kick*, *hill*, or *fish*. Have him write an *r*, *k*, *h*, or *f* in the blank to complete each word. When all the words are written, have him read the words that begin with *r*, *k*, *h*, and *f* and notice that they all begin with the same letter and same sound.

## LETTER SOUND PICTURES 1-6

Write the first letter for these picture words. Use *run*, *kick*, *hill*, and *fish* to help you decide.



run



kick




hill




fish



\_ain



\_ite



\_obot




\_ing



\_ey



\_at



\_ace



\_ouse



\_ive



\_ake



\_orse

## “ON MY FACE”! (1-7)

Read the title, “On My Face”, to your student and have him read the title to you. Talk about the picture on each page. Then, read each page to your student, pointing to each word as you read it. Have him point to the words and read each page to you.

### Learning Beginning Sounds

Give your student Letter-Sound Pictures Sheet 1-7. Have him name the pictures and read the words. Then have him write an *s*, *w*, *h*, or *g* in the blank to complete each word. When all the words are written, have him read the words that begin with *s*, *w*, *h*, and *g* and notice that they all begin with the same letter and same sound.

### 100 Wonderful Words

Give your student the new 100 Wonderful Words sheet (1-7). Have him read all seven words. Then give him the three books he has just read. Have him find and draw a circle around the words *am*, *is*, *in*, and, *it*, *of*, on in “Milk and Buns”, “Eggs and Milk”, and “On My Face”. Then have him reread these three books.

### Writing

Give your student Writing Sheet 1-3. Have him read the words, and, *in*, *on*. Then have him write one of these words in each blank to tell about the picture.

## LETTER SOUND PICTURES 1-7

Write the first letter for these picture words. Use *sun*, *water*, *hill*, and *garden* to help you decide.



sun



water



hill



garden



\_ocks



\_indow



\_atch



\_agon



\_oup



\_at



\_itch



\_irl



\_ix



\_even



\_orse

100 Wonderful Words (1-7)

A	and	am					
B							
C							
D E							
F							
G							
H							
I J	it	is	in				
K L							
M N							
O	of	on					
P Q R							
S							
T							
U V							
W							
X Y Z							

Writing 1-7

Write one of these words in the blank to tell about the picture.

and in on



milk \_\_\_\_\_ the cup.



milk \_\_\_\_\_ the cup.



egg \_\_\_\_\_ face



milk \_\_\_\_\_ face



egg \_\_\_\_\_ milk

jam \_\_\_\_\_ buns

## **“EAT IT UP” (1-9)**

Read the title, “Eat It Up”, to your student and have him read the title to you. Talk about the picture on each page. Then, read each page to your student, pointing to each word as you read it. Have him point to the words and read each page to you.

### **Learning Beginning Sounds**

Give your student Letter-Sound Pictures Sheet 1-9. Have him name the pictures and read the words. Then have him write an *s*, *p*, *n*, or *t* in the blank to complete each word. When all the words are written, have him read the words that begin with *s*, *p*, *n*, *t*, and notice that they all begin with the same letter and same sound.

## LETTER SOUND PICTURES 1-9

Write the first letter for these picture words. Use *sun*, *pencil*, *nose* and *teacher* to help you decide.



sun



pencil



nose




teacher



\_enguin



\_ail



\_urtle



\_et



\_ig



\_ine



\_an



\_ent



\_ix



\_even



\_est

## “MIX IT UP” (1-10)

Read the title, “Mix It Up”, to your student and have him read the title to you. Talk about the picture on each page. Then, read each page to your student, pointing to each word as you read it. Have him point to the words and read each page to you.

### Learning Beginning Sounds

Give your student Letter-Sound Pictures Sheet 1-10. Have him name the pictures and read the words. Then have him write *a*, *v*, *y*, *z*, or *l* in the blank to complete each word. When all the words are written, have him read the words that begin with *v*, *y*, *z*, *l*. Notice that they all begin with the same letter and same sound.

## LETTER SOUND PICTURES 1-10

Write the first letter for these picture words. Use *van*, *yellow*, *zebra*, and *light* to help you decide.



van



yellow



zebra



light



\_ipper



\_oyo



\_ero



\_arn



\_acuum




\_iolin



\_ion



\_oo



\_emon



\_eaf



\_amp

## “CUT IT UP” (1-11)

Read the title, “Cut It Up”, to your student and have him read the title to you. Talk about the picture on each page. Then, read each page to your student, pointing to each word as you read it. Have him point to the words and read each page to you.

## 100 Wonderful Words

Give your student the new 100 Wonderful Words Sheet (1-11). Have him read all ten words. Then give him the three books he has just read. Have him find and draw a circle around the words, *some, the, we, am, is, in, and, it, of, on* in “Eat It Up”, “Mix It Up”, and “Cut It Up”. Then have him reread these three books.

## Writing

Give your student Writing Sheet 1-3. Have him read the words, *is, the, we*. Then have him write one of these words in each blank to tell about the picture.

100 Wonderful Words (1-11)

A	and	am					
B							
C							
D E							
F							
G							
H							
I J	it	is	in				
K L							
M N							
O	of	on					
P Q R							
S	some						
T	the						
U V							
W	we						
X Y Z							

Writing 1-11


Write one of these words in the blank to tell about the picture.

is the we



The jam \_\_\_\_\_ on the  
bun.

The milk \_\_\_\_\_ in the  
cup.



The eggs are on  
\_\_\_\_\_ plate.

Now \_\_\_\_\_ eat  
breakfast.

## READER'S THEATER LET'S MAKE BREAKFAST (CULMINATING ACTIVITY FOR SET 1)

The Reader's Theater piece is intended for you and your student to read together and provides additional practice reading common words from Set 1 books.

- Begin the lesson by reading the title and having your student read the title with you. Next, have your student take out her most recent 100 Wonderful Words sheet and refer to it to highlight all the words on the 100 Wonderful Words sheet that are in the play.
- Once the words are highlighted, read the play to your student stopping to let her read the words she has just highlighted. Let your student decide if she wants to be Reader 1 or Reader 2 and read the play together. Read it a second time, switching parts.

### Let's Make Breakfast!

Reader 1: Get **some** eggs.

Reader 2: Why not cake?

Reader 1: No, not for breakfast. Get **some** ham.

Reader 2: Why not cake?

Reader 1: No, not for breakfast. Fry **the** ham and eggs.

Reader 2: **We** need **some** buns and jam and milk.

Reader 1: Yes.

Reader 2: **We** have a lot **of** food to eat for breakfast.

Reader 1: When **we** eat **it** all up, **we** will be full.

Reader 2: Yes, no need for cake for breakfast.

## PHOTO CREDITS

ball	©2009 by Jeff Smith in Flickr. Some rights reserved. <a href="https://creativecommons.org/licenses/by-nc/2.0/">https://creativecommons.org/licenses/by-nc/2.0/</a> .
banana	©2012 by oh_debby in Flickr. Some rights reserved. <a href="https://creativecommons.org/licenses/by/2.0/">https://creativecommons.org/licenses/by/2.0/</a> .
boat	©2014 by Coast Guard News in Flickr. Some rights reserved <a href="https://creativecommons.org/licenses/by-nc-nd/2.0/">https://creativecommons.org/licenses/by-nc-nd/2.0/</a>
boy	©2009 by moyerphotos in Flickr. Some rights reserved. <a href="https://creativecommons.org/licenses/by/2.0/">https://creativecommons.org/licenses/by/2.0/</a> .
buns	©2011 by Sarah in Flickr. Some rights reserved. <a href="https://creativecommons.org/licenses/by-nc-nd/2.0/">https://creativecommons.org/licenses/by-nc-nd/2.0/</a> .
bus	©2010 by James F Clay in Flickr. Some rights reserved. <a href="https://creativecommons.org/licenses/by-nc/2.0/">https://creativecommons.org/licenses/by-nc/2.0/</a>
cake	©2010 by Josh in Flickr. Some rights reserved. <a href="https://creativecommons.org/licenses/by-nc/2.0/">https://creativecommons.org/licenses/by-nc/2.0/</a>
car	©2005 by David Bleasdale in Flickr. Some rights reserved <a href="https://creativecommons.org/licenses/by/2.0/">https://creativecommons.org/licenses/by/2.0/</a>
cat	©2008 by Nathan Forget in Flickr. Some rights reserved <a href="https://creativecommons.org/licenses/by/2.0/">https://creativecommons.org/licenses/by/2.0/</a>
corn	©2007 by Rosana Prada in Flickr. Some rights reserved <a href="http://creativecommons.org/licenses/by/2.0/">http://creativecommons.org/licenses/by/2.0/</a>
cow	©2014 by Simon Huggins in Flickr. Some rights reserved <a href="https://creativecommons.org/licenses/by-nc-nd/2.0/">https://creativecommons.org/licenses/by-nc-nd/2.0/</a>
dog	©2010 by angela n. in Flickr. Some rights reserved <a href="https://creativecommons.org/licenses/by/2.0/">https://creativecommons.org/licenses/by/2.0/</a>
doll	©2007 by Kate Henderson in Flickr. Some rights reserved <a href="https://creativecommons.org/licenses/by-nc-nd/2.0/">https://creativecommons.org/licenses/by-nc-nd/2.0/</a>
donut	©2007 by Gustav Holmström in Flickr. Some rights reserved <a href="https://creativecommons.org/licenses/by-nc-nd/2.0/">https://creativecommons.org/licenses/by-nc-nd/2.0/</a>
duck	©2009 by Privorotsky in Flickr. Some rights reserved <a href="https://creativecommons.org/licenses/by-nc-nd/2.0/">https://creativecommons.org/licenses/by-nc-nd/2.0/</a>
eggs and milk	©2008 by Tahir Hashmi in Flickr. Some rights reserved <a href="https://creativecommons.org/licenses/by-nc-nd/2.0/">https://creativecommons.org/licenses/by-nc-nd/2.0/</a>
eggs on face	©2012 by Kevin in Flickr. Some rights reserved. <a href="https://creativecommons.org/licenses/by-nc/2.0/">https://creativecommons.org/licenses/by-nc/2.0/</a>
eggs on plate	©2012 by shilobar in Flickr. Some rights reserved <a href="https://creativecommons.org/licenses/by/2.0/">https://creativecommons.org/licenses/by/2.0/</a>
face	©2011 by Ged Carroll in Flickr. Some rights reserved <a href="https://creativecommons.org/licenses/by/2.0/">https://creativecommons.org/licenses/by/2.0/</a>
fan	©2012 by Lisa Taliana in Flickr. Some rights reserved <a href="https://creativecommons.org/licenses/by-nc/2.0/">https://creativecommons.org/licenses/by-nc/2.0/</a>

fish	©2009 by Ricky Romero in Flickr. Some rights reserved. <a href="https://creativecommons.org/licenses/by-nc/2.0/">https://creativecommons.org/licenses/by-nc/2.0/</a>
five	©2006 by darwin Bell in Flickr. Some rights reserved <a href="https://creativecommons.org/licenses/by-nc/2.0/">https://creativecommons.org/licenses/by-nc/2.0/</a>
garden	©2012 by UKGardenPhotos in Flickr. Some rights reserved. <a href="https://creativecommons.org/licenses/by-nc-nd/2.0/">https://creativecommons.org/licenses/by-nc-nd/2.0/</a>
girl	©2012 by Pison Jaujip in Flickr. Some rights reserved. <a href="https://creativecommons.org/licenses/by-nc-nd/2.0/">https://creativecommons.org/licenses/by-nc-nd/2.0/</a>
hat	©2015 by Enric Fradera in Flickr. Some rights reserved. <a href="https://creativecommons.org/licenses/by-nd/2.0/">https://creativecommons.org/licenses/by-nd/2.0/</a>
hill, big	©2014 by Bill Couch in Flickr. Some rights reserved. <a href="https://creativecommons.org/licenses/by-nc-nd/2.0/">https://creativecommons.org/licenses/by-nc-nd/2.0/</a>
horse	©2010 by Renate Dodell in Flickr. Some rights reserved <a href="https://creativecommons.org/licenses/by-nc/2.0/">https://creativecommons.org/licenses/by-nc/2.0/</a>
jacket	©2011 by Chuck Schlegel in Flickr. Some rights reserved. <a href="https://creativecommons.org/licenses/by-nc-nd/2.0/">https://creativecommons.org/licenses/by-nc-nd/2.0/</a>
jam	©2013 Sven Schiffer in Flickr. Some rights reserved. <a href="https://creativecommons.org/licenses/by-nc-nd/2.0/">https://creativecommons.org/licenses/by-nc-nd/2.0/</a>
jam and buns	©2011 BritishFoodie in Flickr. Some rights reserved. <a href="https://creativecommons.org/licenses/by/2.0/">https://creativecommons.org/licenses/by/2.0/</a>
jam on bun	©2010 Alan Sheffield in Flickr. Some rights reserved. <a href="https://creativecommons.org/licenses/by-nc/2.0/">https://creativecommons.org/licenses/by-nc/2.0/</a>
jeans	©2012 Max California in Flickr. Some rights reserved. <a href="https://creativecommons.org/licenses/by-nc-nd/2.0/">https://creativecommons.org/licenses/by-nc-nd/2.0/</a>
jeep	©2006 Dayglowill in Flickr. Some rights reserved. <a href="https://creativecommons.org/licenses/by-nc/2.0/">https://creativecommons.org/licenses/by-nc/2.0/</a>
key	©2007 Peaches & Cream in Flickr. Some rights reserved. <a href="https://creativecommons.org/licenses/by/2.0/">https://creativecommons.org/licenses/by/2.0/</a>
kick	©2008 Nick Tonkin in Flickr. Some rights reserved. <a href="https://creativecommons.org/licenses/by-nc-nd/2.0/">https://creativecommons.org/licenses/by-nc-nd/2.0/</a>
kite	©2007 Ryan Woolies in Flickr. Some rights reserved. <a href="https://creativecommons.org/licenses/by-nc-nd/2.0/">https://creativecommons.org/licenses/by-nc-nd/2.0/</a>
ladder	©2012 Toby Buchan in Flickr. Some rights reserved. <a href="https://creativecommons.org/licenses/by-nc-nd/2.0/">https://creativecommons.org/licenses/by-nc-nd/2.0/</a>
lamp	©2013 Sophia Louise in Flickr. Some rights reserved. <a href="https://creativecommons.org/licenses/by-nc-nd/2.0/">https://creativecommons.org/licenses/by-nc-nd/2.0/</a>
leaf	©2003 Robert Freiburger in Flickr. Some rights reserved. <a href="https://creativecommons.org/licenses/by/2.0/">https://creativecommons.org/licenses/by/2.0/</a>
lemon	©2009 pyntofmyld in Flickr. Some rights reserved. <a href="https://creativecommons.org/licenses/by/2.0/">https://creativecommons.org/licenses/by/2.0/</a>
light	©2014 Pea Chesh in Flickr. Some rights reserved. <a href="https://creativecommons.org/licenses/by/2.0/">https://creativecommons.org/licenses/by/2.0/</a>
lion	©2005 by Manfred Caruso in Flickr. Some rights reserved <a href="https://creativecommons.org/licenses/by-nc/2.0/">https://creativecommons.org/licenses/by-nc/2.0/</a>

man	©2011 by Maureen Barlin in Flickr. Some rights reserved <a href="https://creativecommons.org/licenses/by-nc-nd/2.0/">https://creativecommons.org/licenses/by-nc-nd/2.0/</a>
milk	©2006 Hobvias Sudoneighm in Flickr. Some rights reserved. <a href="https://creativecommons.org/licenses/by/2.0/">https://creativecommons.org/licenses/by/2.0/</a>
milk bottles	©2009 Amber Stocel in Flickr. Some rights reserved. <a href="https://creativecommons.org/licenses/by-nd/2.0/">https://creativecommons.org/licenses/by-nd/2.0/</a>
milk in cup	©2015 Phoebe Zu in Flickr. Some rights reserved. <a href="https://creativecommons.org/licenses/by-nc-nd/2.0/">https://creativecommons.org/licenses/by-nc-nd/2.0/</a>
milk on cup	©2009 Andrea_44 in Flickr. Some rights reserved <a href="https://creativecommons.org/licenses/by/2.0/">https://creativecommons.org/licenses/by/2.0/</a>
milk on face	©2009 Loren Javier in Flickr. Some rights reserved. <a href="https://creativecommons.org/licenses/by-nd/2.0/">https://creativecommons.org/licenses/by-nd/2.0/</a>
monkey	©2014 by Ronit Bhattacharjee in Flickr. Some rights reserved. <a href="https://creativecommons.org/licenses/by-nc-nd/2.0/">https://creativecommons.org/licenses/by-nc-nd/2.0/</a>
moon	©2013 Thibault Houspic in Flickr. Some rights reserved. <a href="https://creativecommons.org/licenses/by-nc-nd/2.0/">https://creativecommons.org/licenses/by-nc-nd/2.0/</a>
mouse	©2008 AJ Cann in Flickr. Some rights reserved. <a href="https://creativecommons.org/licenses/by-nc/2.0/">https://creativecommons.org/licenses/by-nc/2.0/</a>
nail	©2007 Delwin Steven Campbell in Flickr. Some rights reserved. <a href="https://creativecommons.org/licenses/by/2.0/">https://creativecommons.org/licenses/by/2.0/</a>
nest	©2013 Gayle Trautman in Flickr. Some rights reserved. <a href="https://creativecommons.org/licenses/by-nd/2.0/">https://creativecommons.org/licenses/by-nd/2.0/</a>
net	©2013 Jiawei Wen in Flickr. Some rights reserved. <a href="https://creativecommons.org/licenses/by-nc-nd/2.0/">https://creativecommons.org/licenses/by-nc-nd/2.0/</a>
nine	©2011 Abby Flat-Coat in Flickr. Some rights reserved. <a href="https://creativecommons.org/licenses/by-nc-nd/2.0/">https://creativecommons.org/licenses/by-nc-nd/2.0/</a>
nose	©2011 by Beth in Flickr. Some rights reserved <a href="http://creativecommons.org/licenses/by-nc/2.0/deed.en">http://creativecommons.org/licenses/by-nc/2.0/deed.en</a>
pan	©2010 Kempton in Flickr. Some rights reserved. <a href="https://creativecommons.org/licenses/by-nc-nd/2.0/">https://creativecommons.org/licenses/by-nc-nd/2.0/</a>
pencil	©2009 Woodleywonderworks in Flickr. Some rights reserved. <a href="https://creativecommons.org/licenses/by/2.0/">https://creativecommons.org/licenses/by/2.0/</a>
penguin	©2012 Alyx Dellamonica in Flickr. Some rights reserved. <a href="https://creativecommons.org/licenses/by-nc/2.0/">https://creativecommons.org/licenses/by-nc/2.0/</a>
pig	©2008 by Nick Saltmarsh in Flickr. Some rights reserved <a href="https://creativecommons.org/licenses/by/2.0/">https://creativecommons.org/licenses/by/2.0/</a>
rain	©2010 Roberto Saltori in Flickr. Some rights reserved. <a href="https://creativecommons.org/licenses/by-nc/2.0/">https://creativecommons.org/licenses/by-nc/2.0/</a>
rake	©2011 Andrew Prickett in Flickr. Some rights reserved. <a href="https://creativecommons.org/licenses/by-nd/2.0/">https://creativecommons.org/licenses/by-nd/2.0/</a>
ring	©2007 Joe Philipson in Flickr. Some rights reserved. <a href="https://creativecommons.org/licenses/by-nc-nd/2.0/">https://creativecommons.org/licenses/by-nc-nd/2.0/</a>
robot	©2009 Radio Saigón in Flickr. Some rights reserved. <a href="https://creativecommons.org/licenses/by/2.0/">https://creativecommons.org/licenses/by/2.0/</a>

run	©2014 The Jakarta Marathon in Flickr. Some rights reserved. <a href="https://creativecommons.org/licenses/by-nc/2.0/">https://creativecommons.org/licenses/by-nc/2.0/</a>
seven	©2009 Matteo Tarenghi in Flickr. Some rights reserved. <a href="https://creativecommons.org/licenses/by-nc/2.0/">https://creativecommons.org/licenses/by-nc/2.0/</a>
six	©2014 Jurek D. in Flickr. Some rights reserved. <a href="https://creativecommons.org/licenses/by-nc-nd/2.0/">https://creativecommons.org/licenses/by-nc-nd/2.0/</a>
socks	©2012 Jerdlngr in Flickr. Some rights reserved. <a href="https://creativecommons.org/licenses/by-nc-nd/2.0/">https://creativecommons.org/licenses/by-nc-nd/2.0/</a>
soup	©2011 Lew Woei Chwan in Flickr. Some rights reserved. <a href="https://creativecommons.org/licenses/by/2.0/">https://creativecommons.org/licenses/by/2.0/</a>
sun	©2011 MJZ Photography in Flickr. Some rights reserved. <a href="https://creativecommons.org/licenses/by-nc/2.0/">https://creativecommons.org/licenses/by-nc/2.0/</a>
table	©2013 Carissa Bonham in Flickr. Some rights reserved. <a href="https://creativecommons.org/licenses/by-nc/2.0/">https://creativecommons.org/licenses/by-nc/2.0/</a>
teacher	©2009 by Harris Walker in Flickr. Some rights reserved ( <a href="http://creativecommons.org/licenses/by/2.0/deed.en">http://creativecommons.org/licenses/by/2.0/deed.en</a> )
tent	©2014 Lee Stonehouse in Flickr. Some rights reserved. <a href="https://creativecommons.org/licenses/by-nc/2.0/">https://creativecommons.org/licenses/by-nc/2.0/</a>
turtle	©2015 Randall Pugh in Flickr. Some rights reserved. <a href="https://creativecommons.org/licenses/by-nc/2.0/">https://creativecommons.org/licenses/by-nc/2.0/</a>
vacuum	©2007 William Clifford in Flickr. Some rights reserved. <a href="https://creativecommons.org/licenses/by/2.0/">https://creativecommons.org/licenses/by/2.0/</a>
van	©2014 eltpics in Flickr. Some rights reserved. <a href="https://creativecommons.org/licenses/by-nc/2.0/">https://creativecommons.org/licenses/by-nc/2.0/</a>
violin	©2008 Kubasa in Flickr. Some rights reserved. <a href="https://creativecommons.org/licenses/by-nc-nd/2.0/">https://creativecommons.org/licenses/by-nc-nd/2.0/</a>
wagon	©2006 Chris Riebschlager in Flickr. Some rights reserved. <a href="https://creativecommons.org/licenses/by-nc/2.0/">https://creativecommons.org/licenses/by-nc/2.0/</a>
watch	©2012 BasicallyAdvanced in Flickr. Some rights reserved. <a href="https://creativecommons.org/licenses/by-nc-nd/2.0/">https://creativecommons.org/licenses/by-nc-nd/2.0/</a>
water	©2013 by Pat M2007 in Flickr. Some rights reserved. <a href="https://creativecommons.org/licenses/by-nc-nd/2.0/">https://creativecommons.org/licenses/by-nc-nd/2.0/</a>
window	©2004 Janice Waltzer in Flickr. Some rights reserved. <a href="https://creativecommons.org/licenses/by/2.0/">https://creativecommons.org/licenses/by/2.0/</a>
witch	©2007 Etolane in Flickr. Some rights reserved. <a href="https://creativecommons.org/licenses/by-nc-nd/2.0/">https://creativecommons.org/licenses/by-nc-nd/2.0/</a>
yarn	©2010 LittleLixie in Flickr. Some rights reserved. <a href="https://creativecommons.org/licenses/by-nc/2.0/">https://creativecommons.org/licenses/by-nc/2.0/</a>
yellow	©2011 by Toby in Flickr. Some rights reserved. <a href="https://creativecommons.org/licenses/by-nc-nd/2.0/">https://creativecommons.org/licenses/by-nc-nd/2.0/</a> .
yoyo	©2010 Thomas Hawk in Flickr. Some rights reserved. <a href="https://creativecommons.org/licenses/by-nc/2.0/">https://creativecommons.org/licenses/by-nc/2.0/</a>
zebra	©2013 Amit Patel in Flickr. Some rights reserved. <a href="https://creativecommons.org/licenses/by/2.0/">https://creativecommons.org/licenses/by/2.0/</a>

zero	©2009 Bob Villalobos in Flickr. Some rights reserved. <a href="https://creativecommons.org/licenses/by-nc-nd/2.0/">https://creativecommons.org/licenses/by-nc-nd/2.0/</a>
zipper	©2010 Josh Puetz in Flickr. Some rights reserved. <a href="https://creativecommons.org/licenses/by-nc/2.0/">https://creativecommons.org/licenses/by-nc/2.0/</a>
zoo	©2011 by Pardee Ave. in Flickr. Some rights reserved. <a href="https://creativecommons.org/licenses/by/2.0/">https://creativecommons.org/licenses/by/2.0/</a>